



The British School Skills Progression 2024-2025 – English Writing Focus

**Early Years Foundation Stage**



**Early Years Foundation Stage Aims:**

The Early Years Foundation Stage (EYFS) sets the standards that all early years providers must meet to ensure that children learn and develop well and are kept healthy and safe. It promotes teaching and learning to ensure children’s ‘school readiness’ and gives children the broad range of knowledge and skills that provide the right foundation for good future progress through school and life.

The EYFS seeks to provide:


- **Quality and consistency** in all early years settings, so that every child makes good progress and no child gets left behind
- **A secure foundation** through planning for the learning and development of each individual child, assessing and reviewing what they have learnt regularly
- **Partnership working** between practitioners and with parents and/or carers
- **Equality of opportunity** and anti-discriminatory practice, ensuring every child is included and supported


**The British School’s Progression of Communication and Language**

Skill	Autumn 1	Autumn 2	Spring 1	Spring 2	Summer 1	Summer 2	Early Learning Goal
<p><b>Listening, Attention and Understanding</b></p> 	<p>To understand how to listen carefully</p> <p>To understand why listening is important</p> <p>To be able to follow directions</p>	<p>To engage in story times, joining in with repeated phrases and actions</p> <p>To begin to understand how and why questions</p> <p>To respond to instructions with more than one step</p>	<p>To ask questions to find out more</p> <p>To begin to understand humour</p> <p>To understand a range of complex sentence structures</p>	<p>To retell a story</p> <p>To follow a story without pictures or props</p>	<p>To understand questions such as who, what, where, when, why and how</p>	<p>To have conversations with adults and peers with back and forth exchanges</p>	<p>Listen attentively and respond to what they hear with relevant questions, comments and actions when being read to and during whole class discussions and small group interactions. Make comments about what they have heard and ask questions to clarify their understanding. Hold conversations when engaged in back-and-forth exchanges with their teacher and peers.</p>
<p><b>Speaking</b></p> 	<p>To talk in front of a small group</p>	<p>To answer questions in front of whole class.</p>	<p>To develop the confidence to talk to other adults they see on a daily basis</p>	<p>To share their work to the class- standing up at the front</p>	<p>To link statements and stick to a main theme</p>	<p>To talk to different adults around the school</p>	<p>Participate in small group, class and one-to-one discussions, offering their own ideas, using recently introduced vocabulary.</p>

	To talk to class teacher and TAs  To learn new vocabulary	To use new vocabulary throughout the day	To talk in sentences using conjunctions e.g. and, because	To use new vocabulary in different contexts  To engage in non-fiction books	To use talk to organise, sequence and clarify thinking, ideas, feelings and events	To talk about why things happen  To talk in sentences using a range of tenses	Offer explanations for why things might happen, making use of recently introduced vocabulary from stories, non-fiction, rhymes and poems when appropriate. Express their ideas and feelings about their experiences using full sentences including use of past, present and future tenses and making use of conjunctions, with modelling and support from their teacher.
--	---	--	---	---	--	---	--

### The British School's Progression of Literacy

Skill	Autumn 1	Autumn 2	Spring 1	Spring 2	Summer 1	Summer 2	Early Learning Goal
 <p><b>Fine Motor Skills</b></p>	<p>To use a dominant hand</p> <p>To mark make using different shapes</p> <p>To begin to use a tripod grip when using mark making tools</p> <p>To use tweezers to transfer objects</p> <p>To thread large beads</p> <p>To use large pegs</p> <p>To begin to copy letters</p> <p>To hold scissors correctly and</p>	<p>To begin to use anticlockwise movement and retrace vertical lines</p> <p>To hold scissors correctly and cut along a straight and zigzagged lines</p> <p>To use a tripod grip when using mark making tools</p> <p>To accurately draw lines, circles and shapes to draw pictures</p> <p>To write taught letters using correct formation</p>	<p>To use a tripod grip when using mark making tools</p> <p>To hold scissors correctly and cut along a curved line</p> <p>To thread small beads</p> <p>To use small pegs</p> <p>To write taught letters using correct formation</p> <p>To use a hammer and saw</p>	<p>To hold scissors correctly and cut out large shapes</p> <p>To write letters using the correct letter formation and control the size of letters</p> <p>To use tools such as; a hammer, saw and screwdriver</p>	<p>To hold scissors correctly and cut out small shapes</p> <p>To copy letters using correct formation</p> <p>To paint using thinner paintbrushes</p>	<p>To hold scissors correctly and cut various materials</p> <p>To create drawings with details</p> <p>To copy letters using the correct formation</p> <p>To independently use a knife, fork and spoon to eat a range of meals</p>	<p>Hold a pencil effectively in preparations for fluent writing- using the tripod grip in almost all cases. Use a range of small tools including scissors, paintbrushes and cutlery. Begin to show accuracy and care when drawing.</p>

	<p>make snips in paper</p> <p>To hold a fork and spoon correctly</p>	<p>To begin to hold a knife correctly and use to cut food with support</p> <p>To use tap and pin</p>					
<p><b>Comprehension</b></p> 	<p>To use pictures to tell stories</p> <p>To sequence familiar stories</p> <p>To independently look at book, holding them the correct way and turning pages</p>	<p>To engage in story times, joining in with repeated phrases and actions</p> <p>To begin to answer questions about the stories read to them</p> <p>To enjoy and increasing range of books including fiction, non-fiction, poems and rhymes</p>	<p>To act out stories</p> <p>To begin to predict what may happen in the story</p> <p>To suggest how a story might end</p>	<p>To retell a story</p> <p>To follow a story without pictures or props</p> <p>To talk about the characters in the books they are reading</p>	<p>To begin to answer questions about what they have read</p> <p>To use vocabulary that is influenced by their experiences of books</p>	<p>To answer questions about what they have read</p> <p>To know that information can be retrieved from books</p>	<p>Demonstrate understanding of what has been read to them by retelling stories, and narratives using their own words and recently introduced vocabulary. Anticipate (where appropriate) key events in stories. Use and understand recently introduced vocabulary during discussions about stories, non-fiction, rhymes and poems and during role play.</p>

## Writing



<p>To copy their name</p> <p>To give meanings to the marks they make</p> <p>To copy taught letters</p> <p>To write initial sounds</p> <p>To begin to write CVC words using taught sounds</p>	<p>To write their name</p> <p>To use the correct letter formation of taught letters</p> <p>To write words and labels using taught sounds</p> <p>To begin to write captions using taught sounds</p>	<p>To form lower-case letters correctly</p> <p>To begin to write sentences using finger spaces</p> <p>To understand that sentences start with a capital letter and end with a full stop</p> <p>To spell words using taught sounds</p> <p>To spell some taught tricky words correctly</p>	<p>To form lower-case letters correctly and begin to form capital letters</p> <p>To write sentences using finger spaces and full stops</p> <p>To spell words using taught sounds</p> <p>To spell some taught tricky words correctly</p>	<p>To form lower-case and capital letters correctly</p> <p>To begin to copy letters using correct formation</p> <p>To begin to write longer words which are spelt phonetically</p> <p>To begin to use capital letters at the start of a sentence</p> <p>To use finger spaces and full stops when writing a sentence</p> <p>To spell some taught tricky words correctly</p> <p>To begin to read their work back</p>	<p>To form lower-case and capital letters correctly</p> <p>To copy letters using correct formation</p> <p>To begin to write longer words and compound words which are spelt phonetically</p> <p>To write sentences using a capital letter, finger spaces and full stop</p> <p>To spell some taught tricky words correctly</p> <p>To read their work back and check it makes sense</p>	<p>Write recognisable letters, most of which are correctly formed. Spell words by identifying sounds in them and representing the sounds with a letter or letters. Write simple phrases and sentences that can be read by others.</p>
--	--	--	---	--	---	---